

Customer Information

Contact Name
 Company
 Phone
 Email
 End User
 Program Name

Application Type

Robot

Electrode Details

Female

Male

Nose Type

A

B

Other

Specify

Transformer

MFDC

Plant Voltage

Robot Mount

Top

LH

RH

Rear

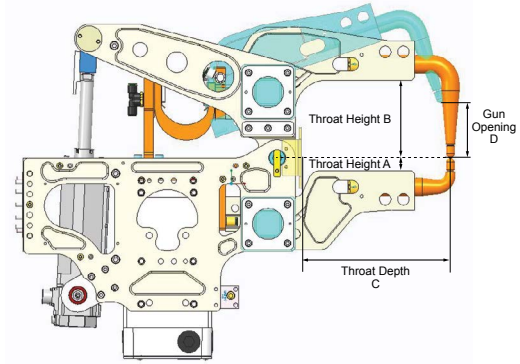
Bottom

Robot Type/Model

Robot Payload (kg)

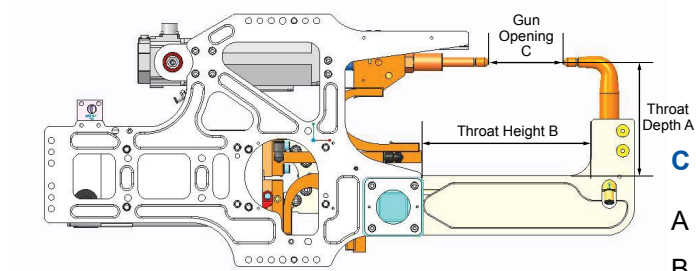
Dress Package

Dress Package (kg)



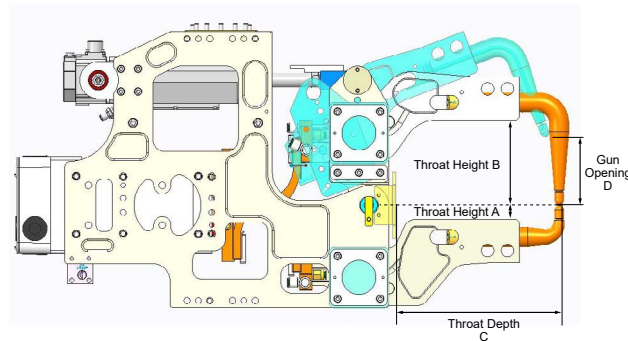
X Gun

A
B
C
D



C Gun

A
B
C



Pinch Gun

A
B
C
D

Duty Cycle & Weld Schedule

Number of Welds / min.

Number of Long Strokes / min.
(Full gun opening)

Number of Short Strokes / min.
(Partial gun opening)

Max. Weld Force

Max. Weld Current

Weld Time (ms)

Total Squeeze (hold) Time (Weld,
Cool, Hold)

Comments:

Water Hose Colour

Water In

Water Out

If not specified, CenterLine standard
colours (Green In / Black Out) will
be used.

Metal Specs/Type

Stackup

Port Quantity

Port Size

Hose Type

Metal Types

Note: Customer supplied or CenterLine weld schedule. If nothing is specified, CenterLine weld schedule will be used.